

# Substance Use in Stanislaus County

Jan 01, 2023



## Alcohol



From October to December 2022, there were **752** alcohol-related hospital visits, a **9.2% decrease** from the July to September 2022.



**13% decrease** among 18-44 year old visits



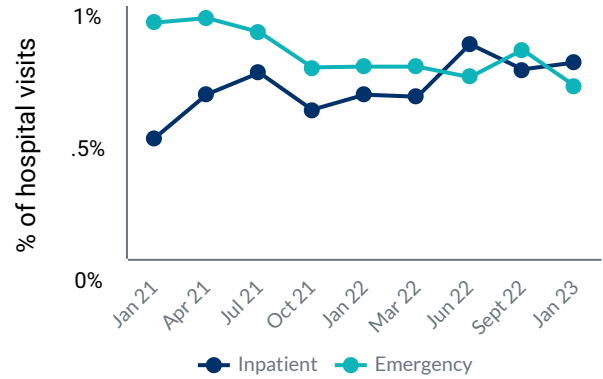
**13% decrease** among Latino/a visits



A majority of alcohol-related hospital visits from Oct to Dec 2022 were among Hispanic residents, with a **13% decrease** from July to Sept 2022.

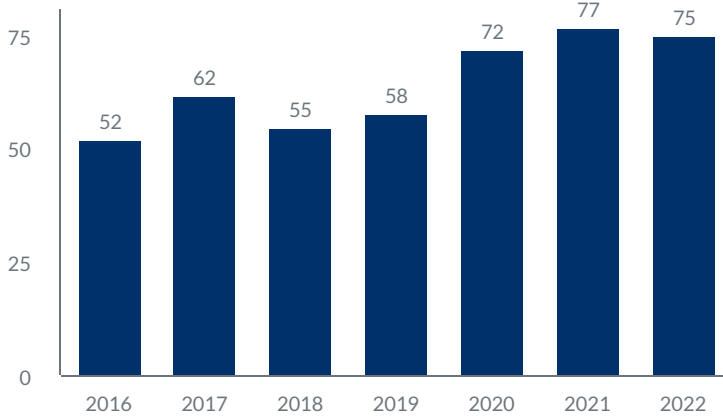
## Inpatient and Emergency Room Visits

The percentage of emergency visits that were alcohol-related **decreased 10%** since July to Sept 2022.



## Alcohol Related Deaths in Stanislaus County (Oct 2022 - Dec 2022)

### Alcohol Death Demographics



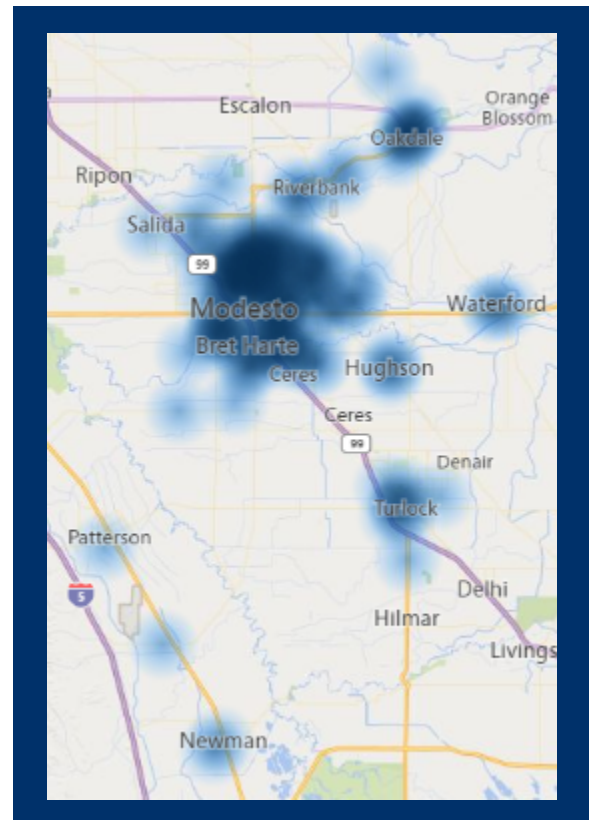
**42%** of alcohol related deaths from Oct to Dec 2022 were among residents in age group 55 to 64 and **32%** were among 65+ age group. Of which **63%** were among non-Hispanic White residents.



**84%** of alcohol related deaths were among Modesto residents from October to December 2022.



**84%** of alcohol related deaths were due to alcoholic liver disease from January to September 2022.



A heat map showing concentrations of Alcohol related deaths in Stanislaus County in 2022

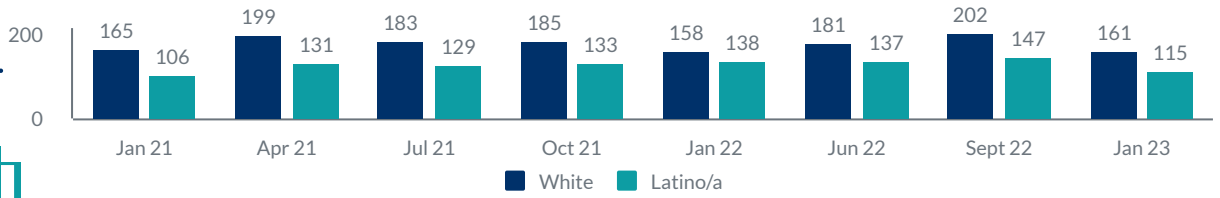
# Substance Use in Stanislaus County

Jan 01, 2023

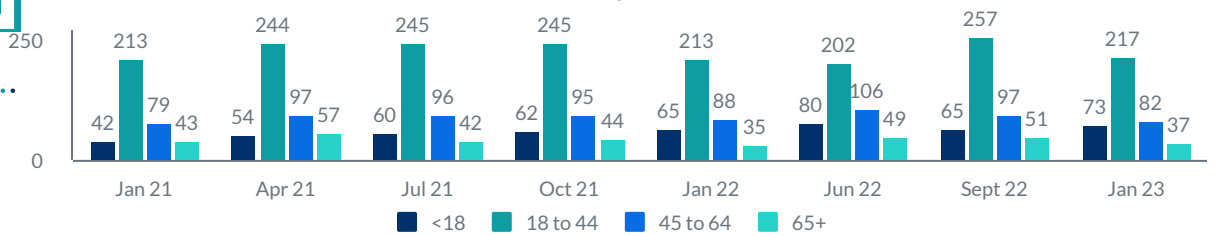


## Drugs

### Race/Ethnicity



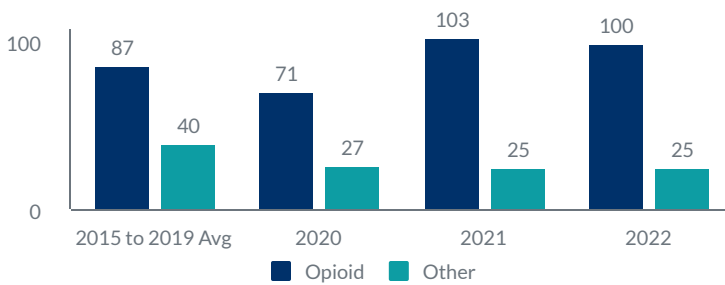
### Age



Drug-Related Hospital Visits by Quarter

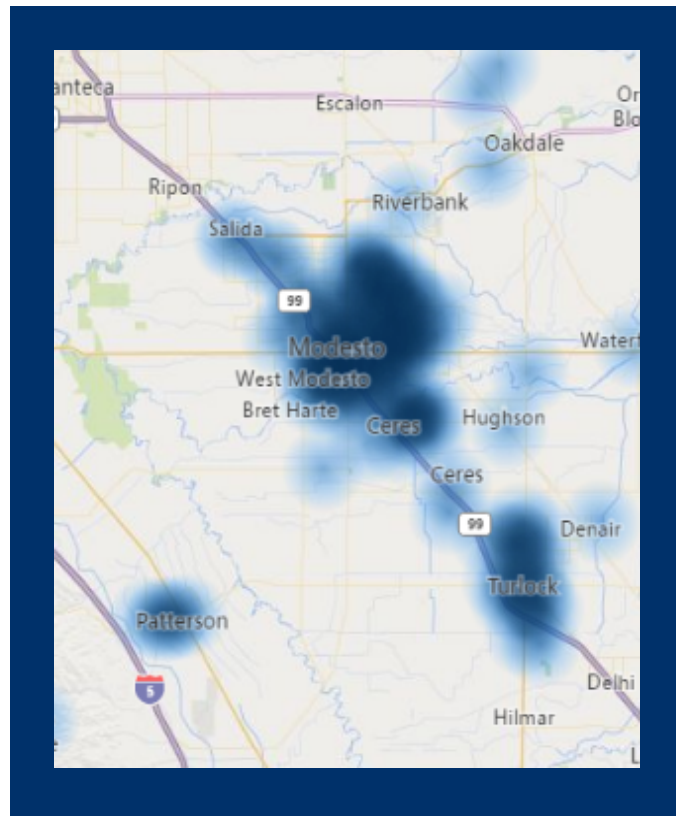
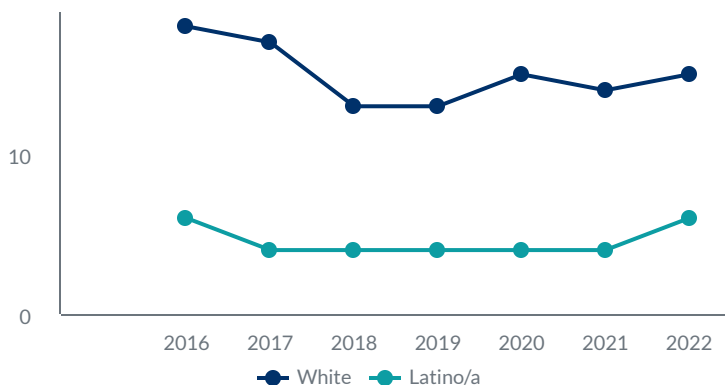
## Drug Overdose Deaths and Poisonings in Stanislaus County (January- December 2022)

### Number of Drug Overdose Deaths



From 2021 to 2022, data shows opioid overdose death rates **decreased 9%** among 35 to 44 year old residents.

### Opioid Overdose Crude Death Rate per 100,000



A heat map showing concentrations of opioid related deaths in Stanislaus County in 2022

# Substance Use in Stanislaus County

Oct 01, 2022



## Alcohol



From July to September 2022, there were **823** alcohol-related hospital visits, a **12.1% increase** from the April to June 2022.



**22.3% Increase** among 18-44 year old visits



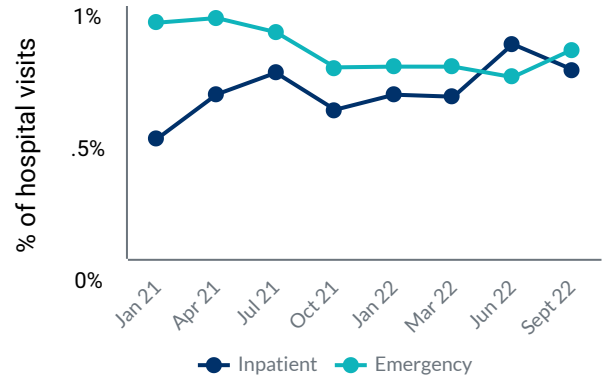
**25.9% Increase** among Latino/a visits



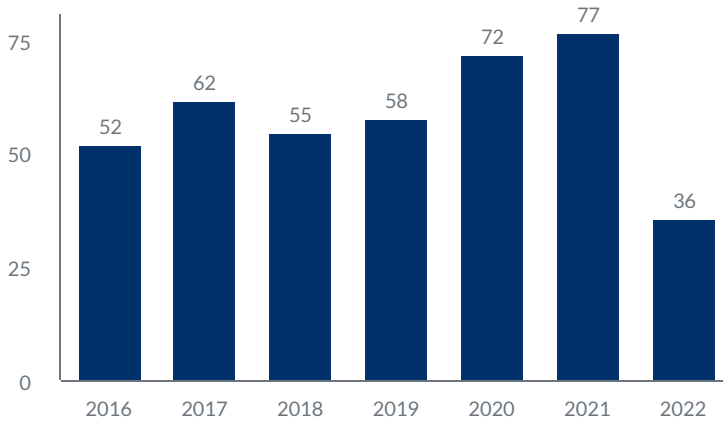
A majority of alcohol-related hospital visits from July to Sept 2022 were among Hispanic, with **8% increase** from April to June 2022.

## Inpatient and Emergency Room Visits

The percentage of emergency visits that were alcohol-related **increased 14%** since April to June 2022.



## Alcohol Death Demographics (January 2022 - September 2022)



**47%** of alcohol related deaths were among residents aged 55 to 64 years old **21%** among 65+ from January to September 2022 and **53%** were among non-Hispanic White residents.

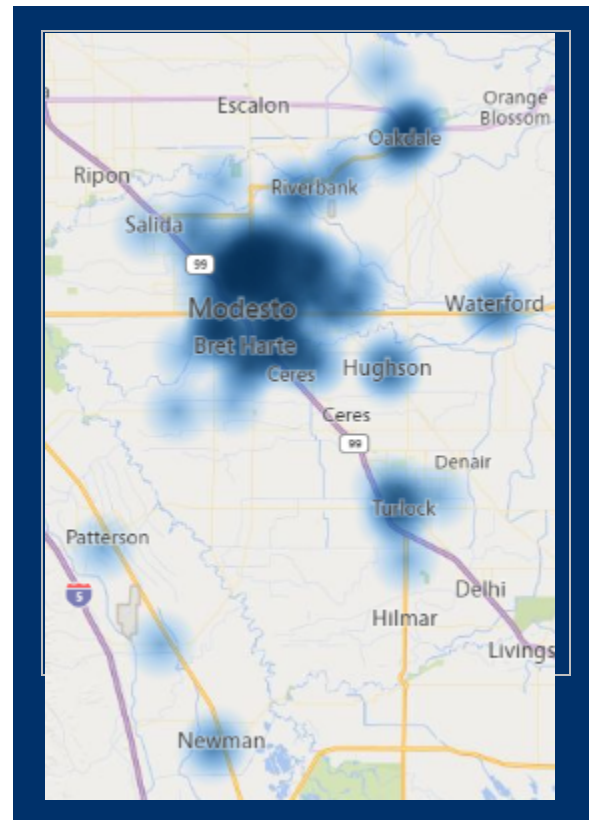


**47%** of alcohol related deaths were among Modesto residents from January to September 2022.



**72%** of alcohol related deaths were due to alcoholic liver disease from January to September 2022.

## Alcohol Related Deaths in Stanislaus County (Jan 2022 - Sept 2022)



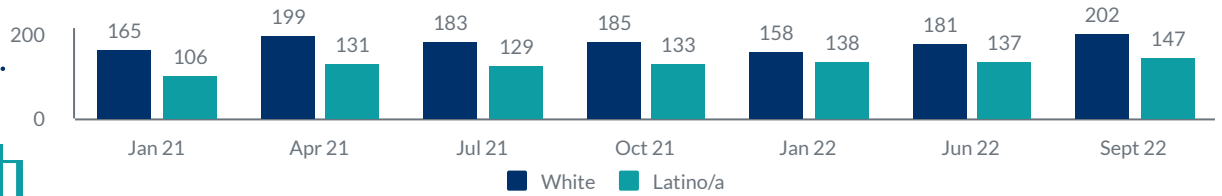
# Substance Use in Stanislaus County

Oct 01, 2022

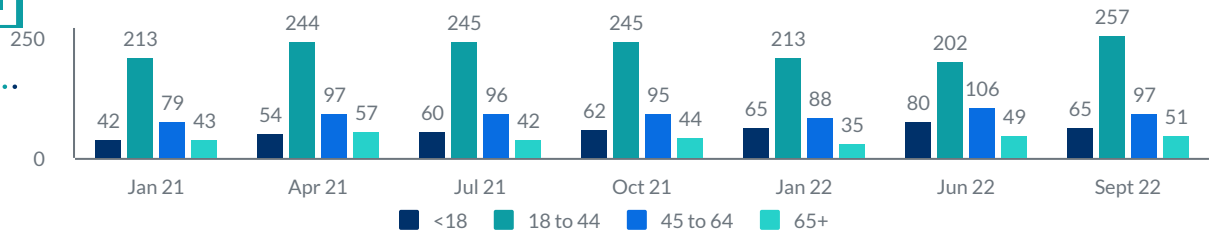


## Drugs

### Race/Ethnicity



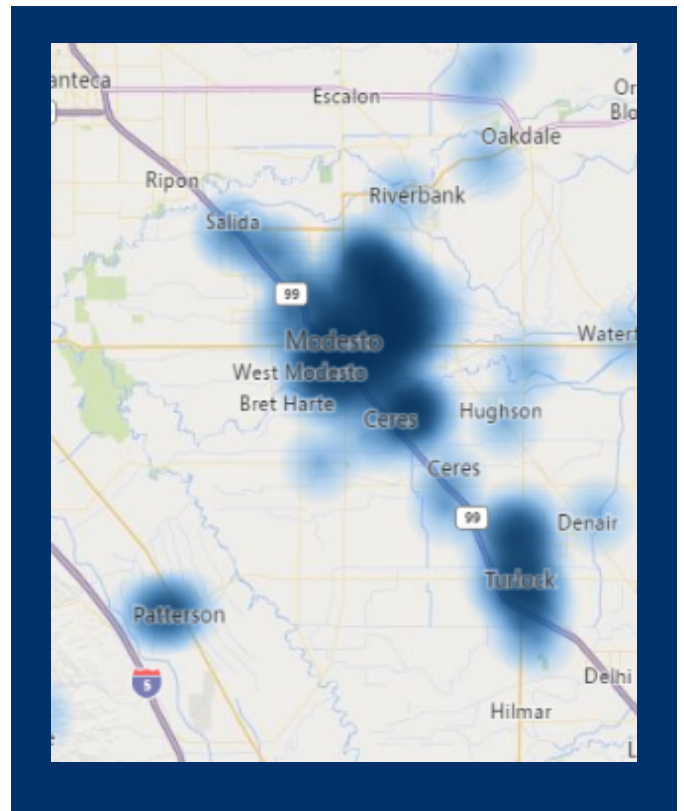
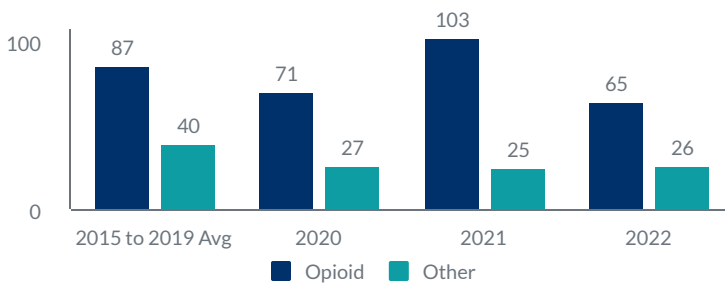
### Age



Drug-Related Hospital Visits by Quarter

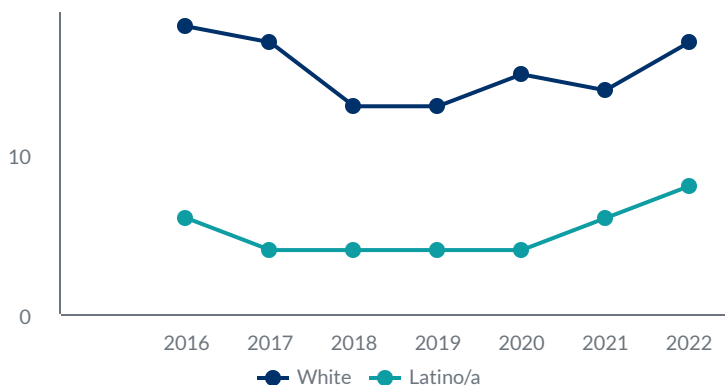
## Drug Overdose Deaths and Poisonings in Stanislaus County (January- September 2022)

### Number of Drug Overdose Deaths



From 2021 to 2022, data shows opioid overdose death rates **Decrease 40%** among 35 to 44 year old residents.

### Opioid Overdose Crude Death Rate per 100,000



# Substance Use in Stanislaus County

August 12, 2021



## Alcohol



From January to July, 2021 there were **1,879** alcohol-related hospital visits, a **6%** increase from the 5-year average.

**15% increase**  
among 18-44  
year old visits



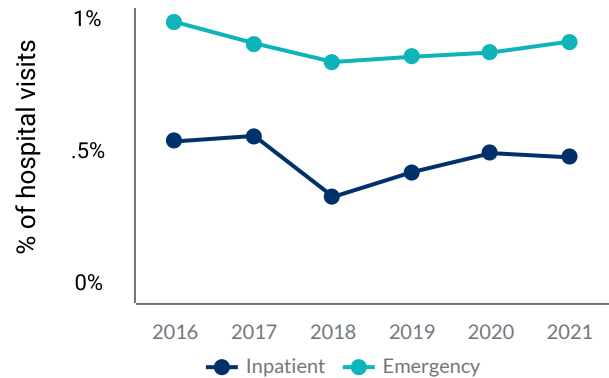
**15% increase**  
among  
Latino/a visits



While a majority of alcohol-related hospital visits from January to July, 2021 were among white residents, only Latino/a residents experienced an increase in visits compared to the 5 year average.

## Inpatient and Emergency Room Visits

The percentage of emergency visits that were alcohol-related **increased 8%** since 2018.



## Alcohol Poisoning Deaths in Stanislaus County (January 2017-July, 2021)

### Alcohol Poisoning Death Demographics (January 2017-July, 2021)



From 2017 to 2020, there were on average **3.2** alcohol poisoning deaths a year.



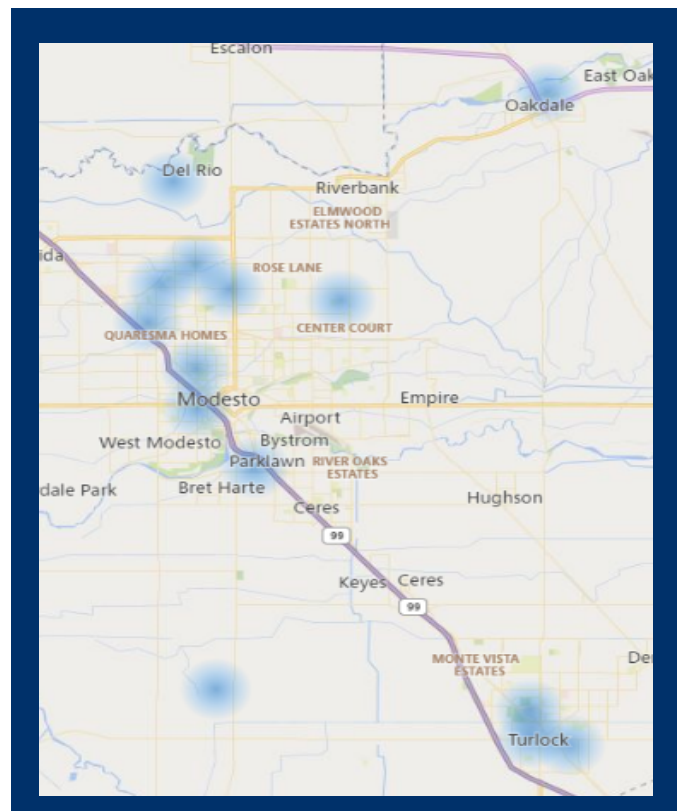
The average age of a resident who died from alcohol poisoning was **47.5** years



**60%** of alcohol poisoning deaths were among non-Hispanic White residents.



**60%** of alcohol poisoning deaths were among Modesto residents



# Substance Use in Stanislaus County

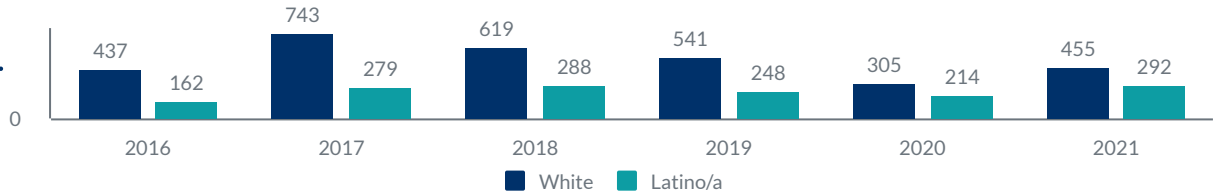
August 12, 2021



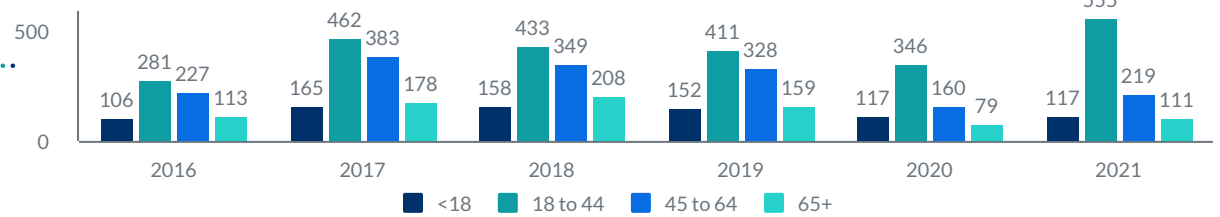
## Drugs

Drug-Related Hospital Visits January-July

### Race/Ethnicity

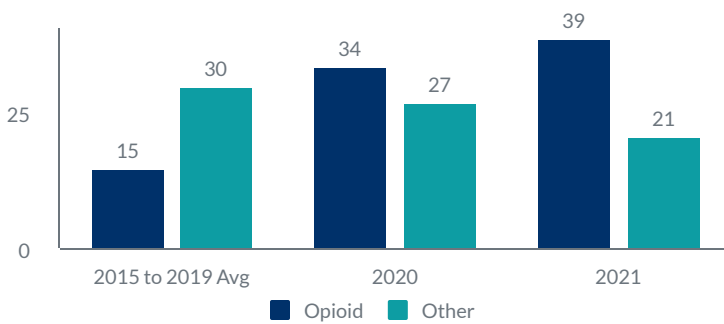


### Age

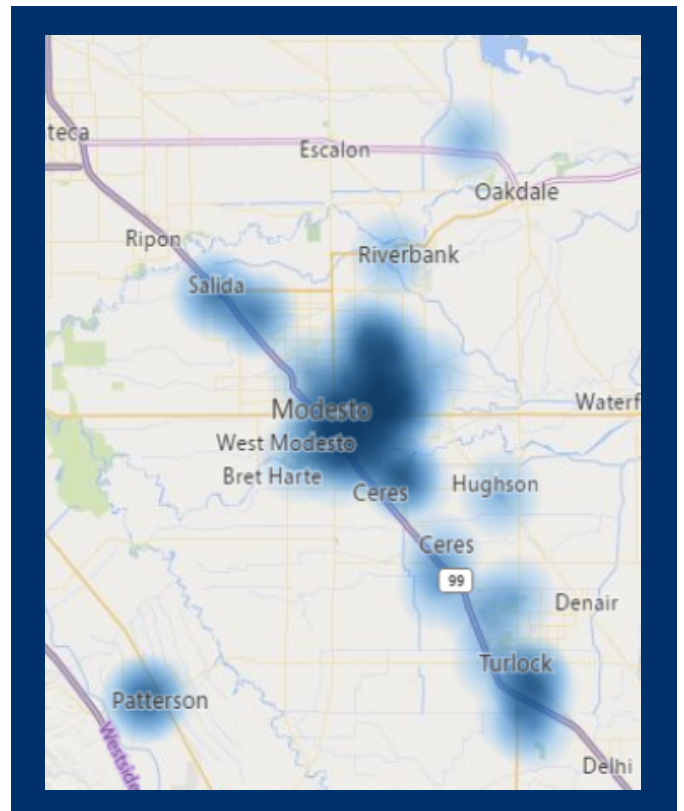
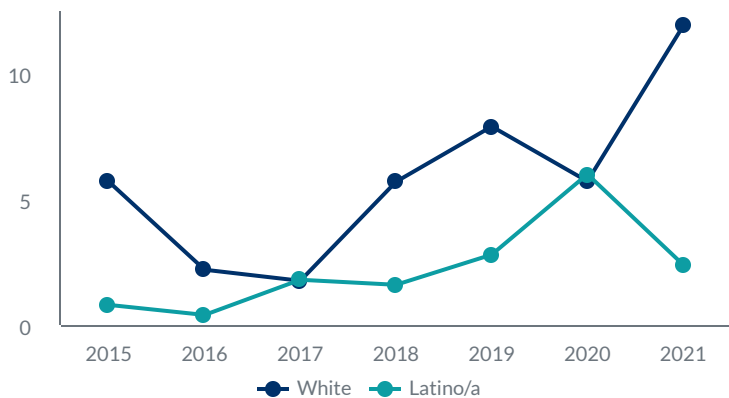


## Drug Overdose Deaths in Stanislaus County (January-July, 2021)

### Number of Drug Overdose Deaths



### Opioid Overdose Crude Death Rate per 100,000



# Substance Use in Stanislaus County

July 12, 2021



## Alcohol



From January to June, 2021 there were **1,563** alcohol-related hospital visits, a **4%** increase from the 5-year average.

**13% increase** among 18-44 year old visits



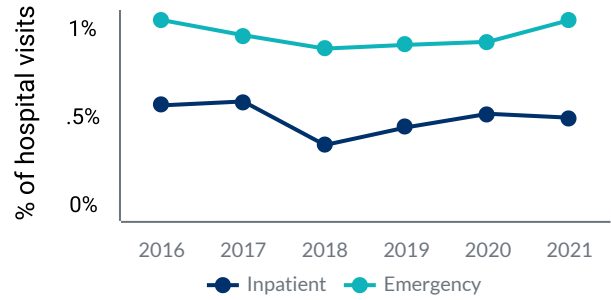
**15% increase** among Latino/a visits



In the past five years, **56%** of alcohol-related deaths were white residents. Of the **41** deaths where alcohol was the secondary cause of death, **73%** had drugs listed as the primary cause of death.

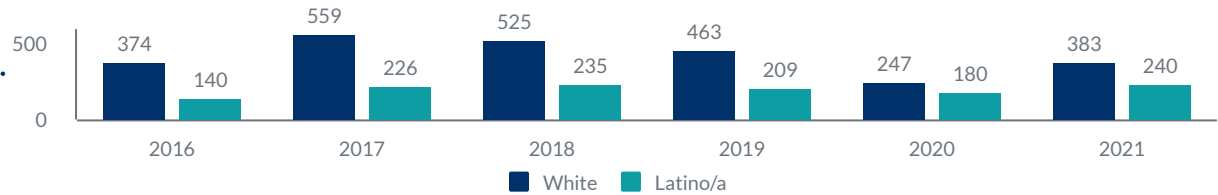
## Inpatient and Emergency Room Visits

The percentage of emergency visits that were alcohol-related **increased 16%** since 2018.

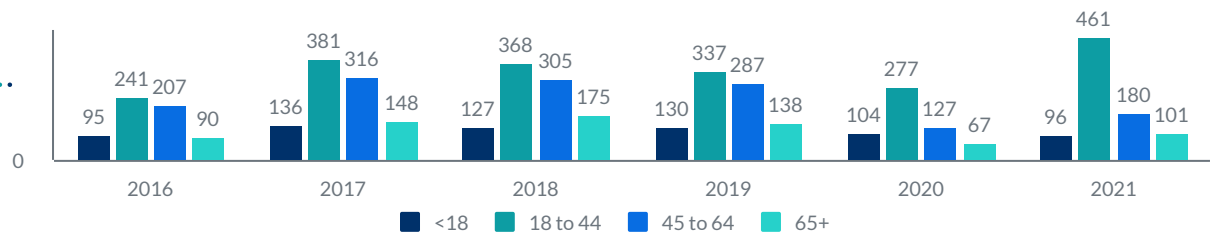


## Drugs

### Race/Ethnicity



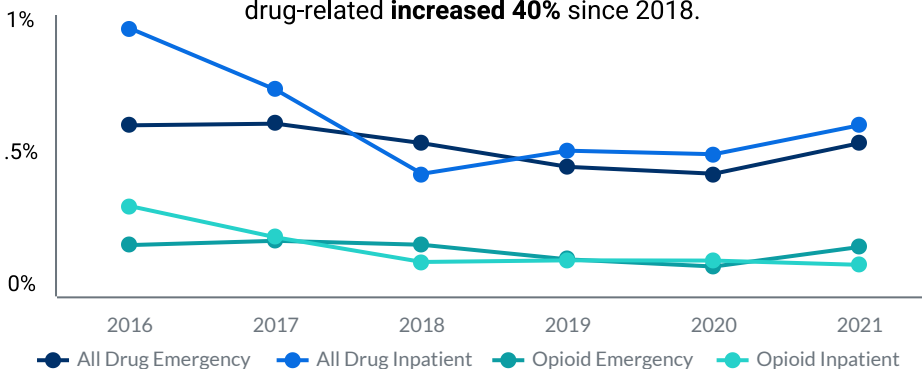
### Age



### Drug-Related Hospital Visits January-June

## Inpatient and Emergency Room Visits

The percentage of inpatient visits that were drug-related **increased 40%** since 2018.



From January to June, 2021 there have been **35** opioid overdose deaths, **45%** higher than 2020. A majority of deaths (**65%**) were associated with synthetic opioids.



Opioid overdose deaths were primarily among white residents and residents aged 35 to 44 years old. A majority of deaths were Modesto residents (57%).



# Substance Use in Stanislaus County

July 01, 2022



## Alcohol



From April to June 2022, there were **722** alcohol-related hospital visits, a **5.4% increase** from the January to March 2022.



**1.2% decrease** among 18-44 year old visits



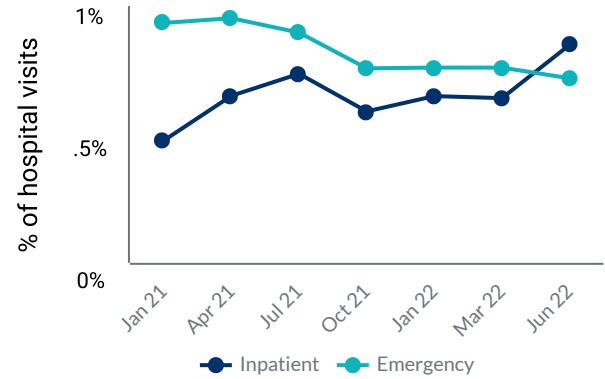
**21% Increase** among Latino/a visits



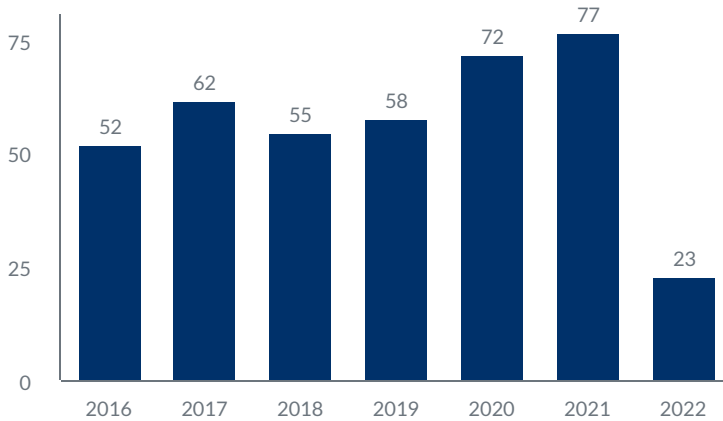
A majority of alcohol-related hospital visits from April to June 2022 were among non-Hispanic white residents, with **no change** from January to March 2022.

## Inpatient and Emergency Room Visits

The percentage of emergency visits that were alcohol-related **decreased 0.5%** since January to March 2022.



## Alcohol Death Demographics (January 2022 - June 2022)



**36%** of alcohol related deaths were among residents aged 55 to 64 years old **17%** among 65+ from January to June 2022 and **56%** were among non-Hispanic White residents.

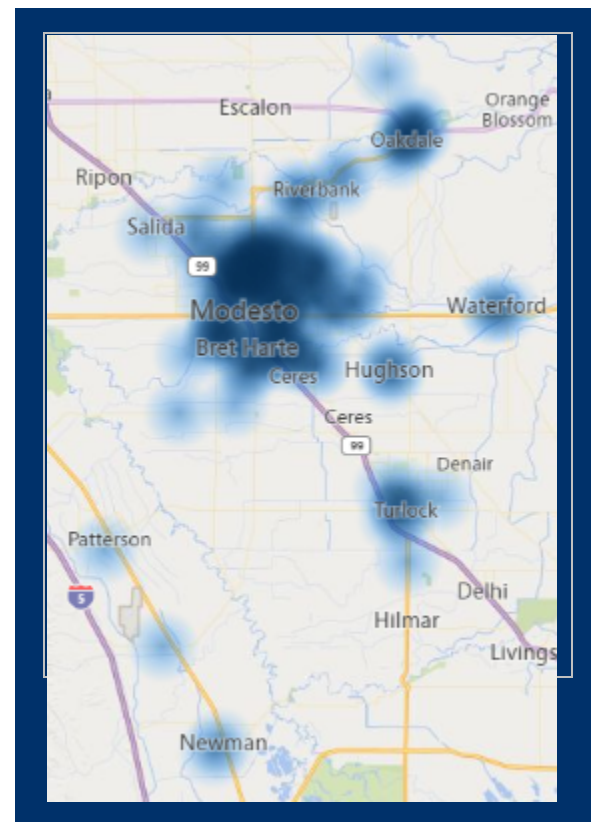


**47%** of alcohol related deaths were among Modesto residents from January to June 2022.



**83%** of alcohol related deaths were due to alcoholic liver disease from January to June 2022.

## Alcohol Related Deaths in Stanislaus County (January 2022 - June 2022)





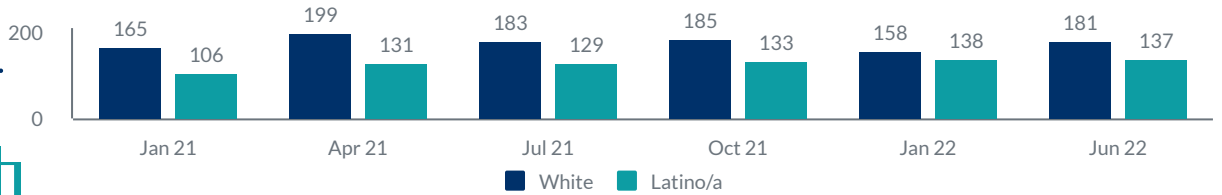
# Substance Use in Stanislaus County

July 01, 2022

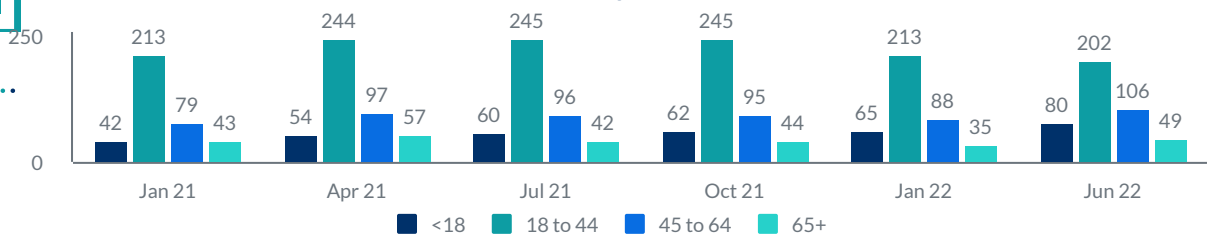


## Drugs

### Race/Ethnicity



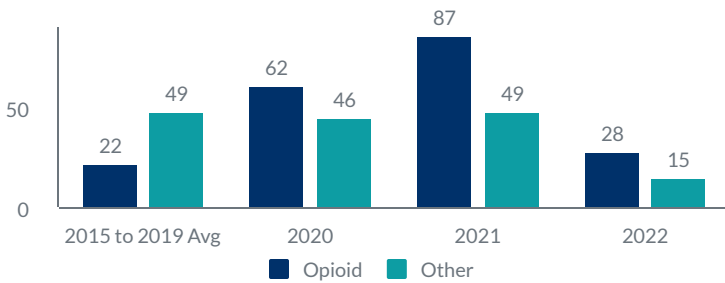
### Age



Drug-Related Hospital Visits by Quarter

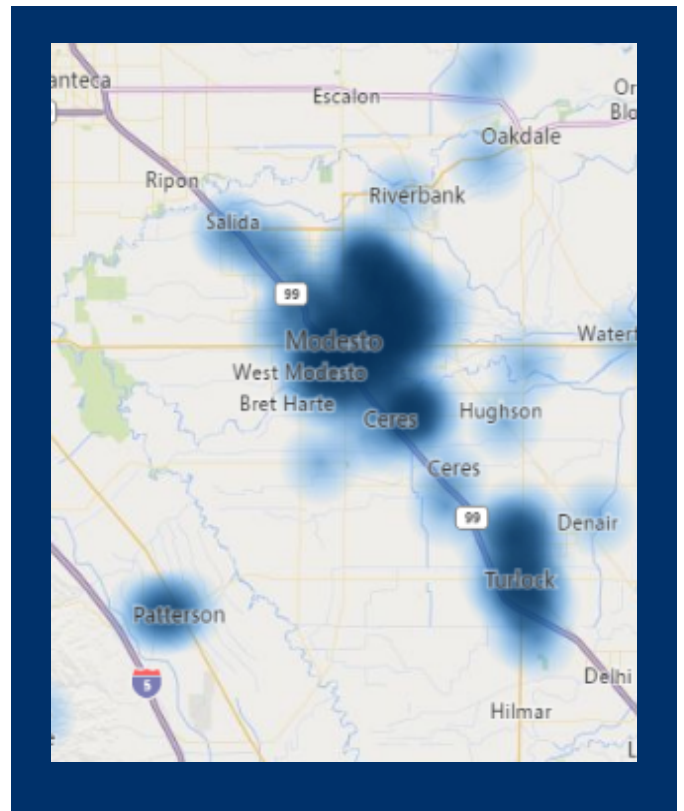
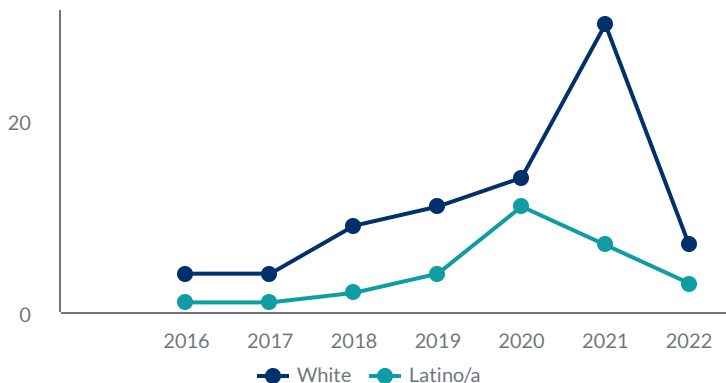
## Drug Overdose Deaths and Poisonings in Stanislaus County (April- June 2022)

### Number of Drug Overdose Deaths



From 2021 to 2022, opioid overdose death rates **decreased 14.3%** among 35 to 44 year old residents.

### Opioid Overdose Crude Death Rate per 100,000



# Substance Use in Stanislaus County

April 29, 2022



## Alcohol



From January to March 2022, there were **685** alcohol-related hospital visits, a **0.7% increase** from the October to December 2021.

**11% decrease**  
among 18-44  
year old visits



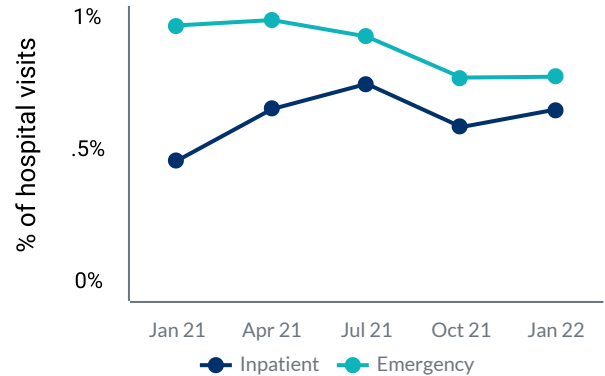
**14% decrease**  
among  
Latino/a visits



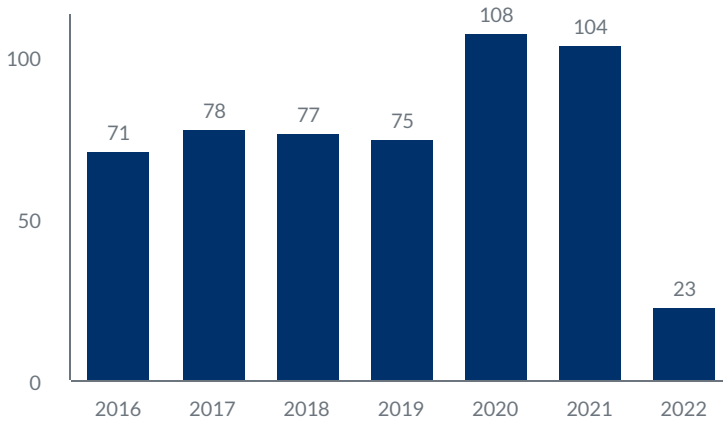
A majority of alcohol-related hospital visits from January to March 2022 were among non-Hispanic white residents, with **no change** from October to December 2021.

## Inpatient and Emergency Room Visits

The percentage of emergency visits that were alcohol-related **increased 0.4%** since October to December 2021.



## Alcohol Related Death Demographics (January 2021 - March 2022)



**39%** of alcohol related deaths were among residents aged 55 to 64 years old from January to March 2022 and **61%** were among non-Hispanic White residents.

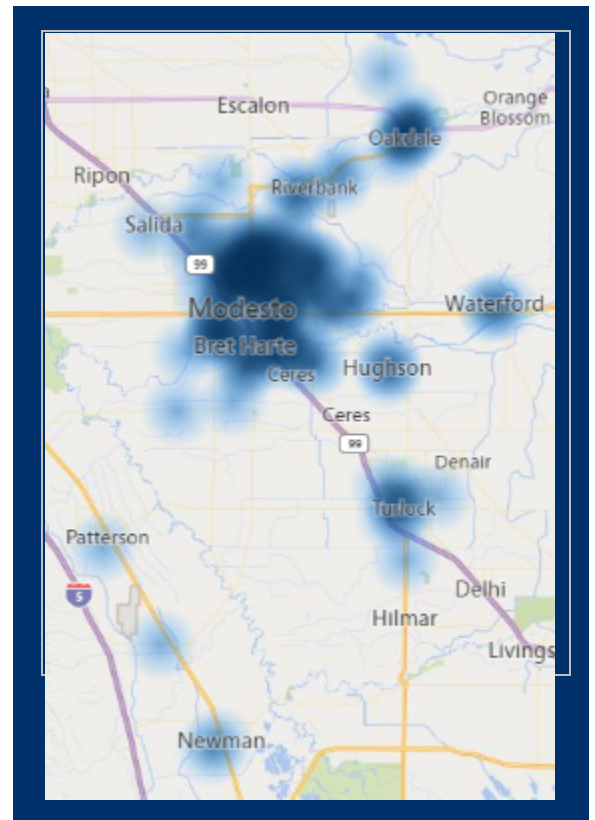


**65%** of alcohol related deaths were among Modesto residents from January to March 2022.



**78%** of alcohol related deaths were due to alcoholic liver disease from January to March 2022.

## Alcohol Related Deaths in Stanislaus County (January 2021 - March 2022)



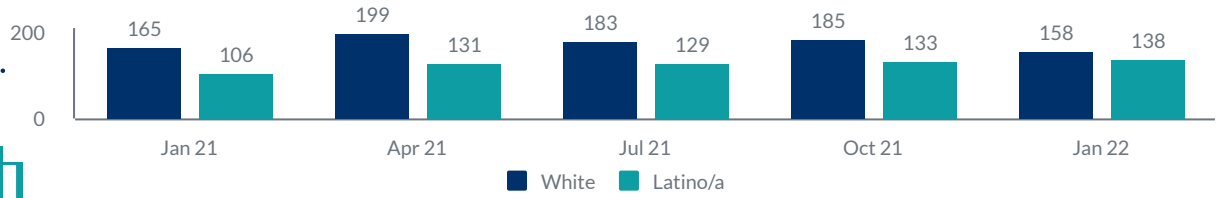
# Substance Use in Stanislaus County

April 25, 2022

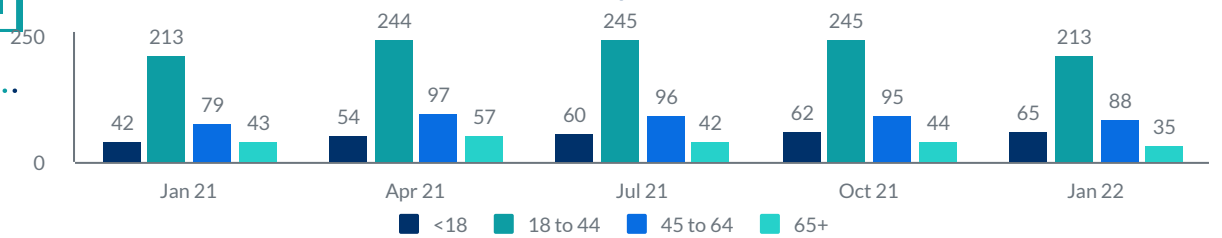


## Drugs

### Race/Ethnicity



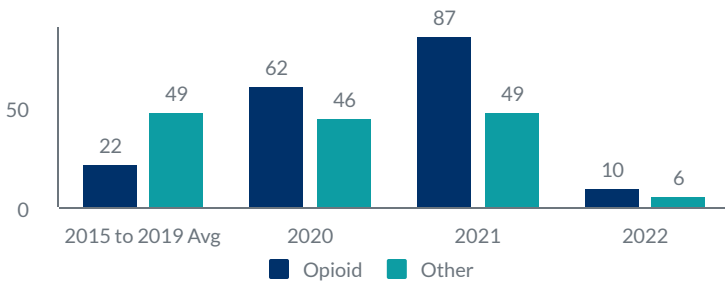
### Age



Drug-Related Hospital Visits by Quarter

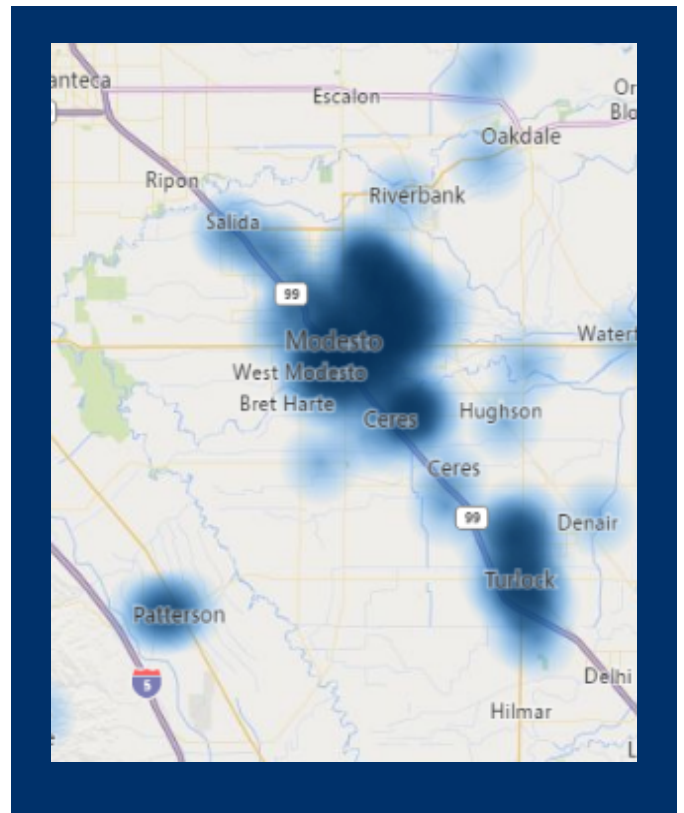
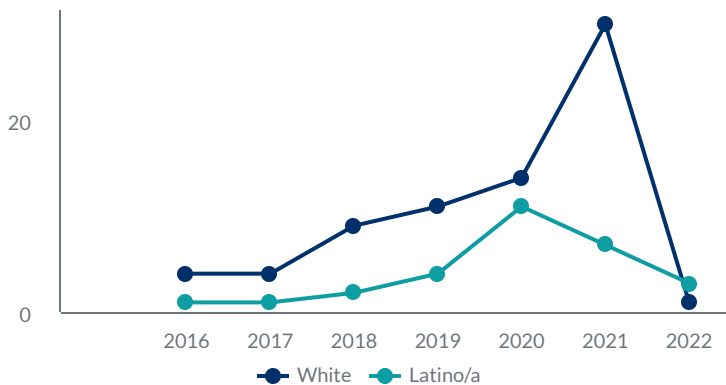
## Drug Overdose Deaths and Poisonings in Stanislaus County (January - April 2022)

### Number of Drug Overdose Deaths



From 2020 to 2021, opioid overdose death rates **increased 6.8%** among 35 to 44 year old residents.

### Opioid Overdose Crude Death Rate per 100,000



# Substance Use in Stanislaus County

April 13, 2022



## Alcohol



From January to December 2021 there were **3,079** alcohol-related hospital visits, a **1% increase** from the 5-year average.

**9% increase**  
among 18-44  
year old visits



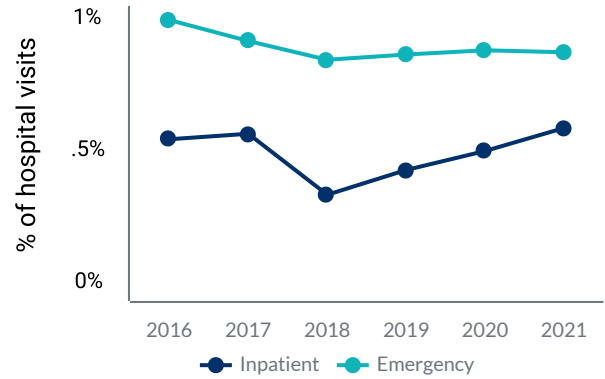
**15% increase**  
among  
Latino/a visits



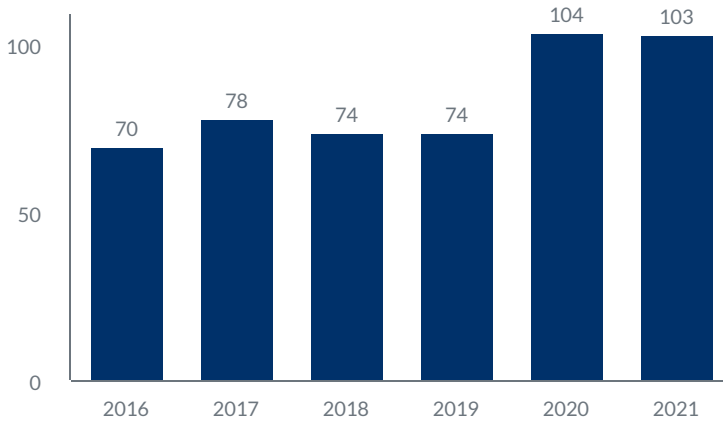
A majority of alcohol-related hospital visits from January to December 2021 were among white residents, decreasing 15% from the 5 year average.

## Inpatient and Emergency Room Visits

The percentage of emergency visits that were alcohol-related **increased 3%** since 2018.



## Alcohol Related Death Demographics (January 2021 - December 2021)



**32%** of alcohol related deaths were among residents aged 45 to 54 years old in 2021 and **54%** were among non-Hispanic White residents.

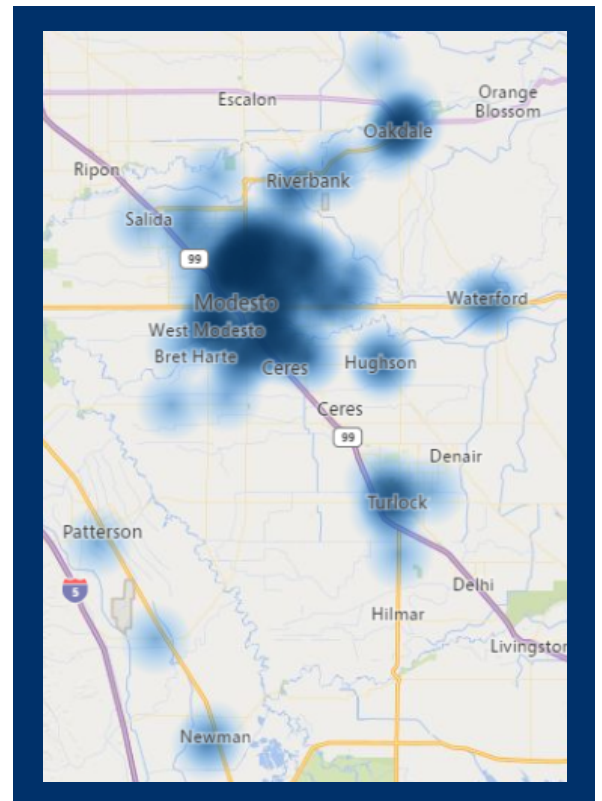


**61%** of alcohol related deaths were among Modesto residents in 2021.



**83%** of alcohol related deaths were due to alcoholic liver disease.

## Alcohol Related Deaths in Stanislaus County (January 2021 - December 2021)



# Substance Use in Stanislaus County

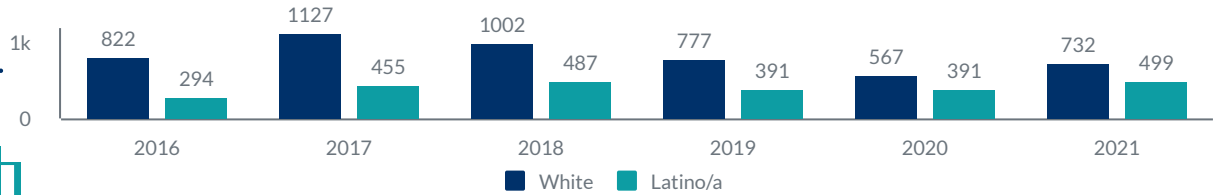
April 13, 2022



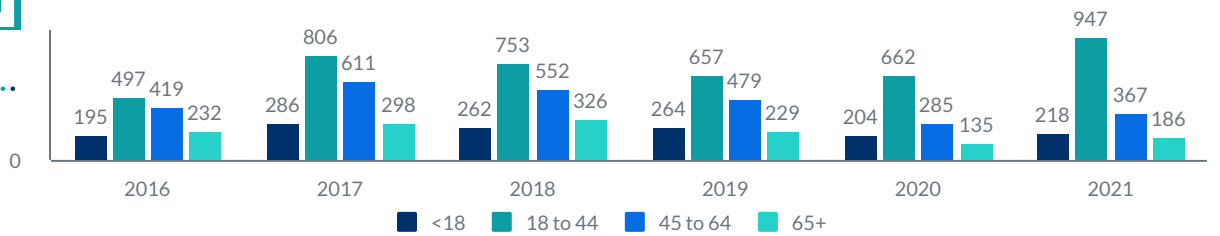
## Drugs

Drug-Related Hospital Visits January-December

### Race/Ethnicity

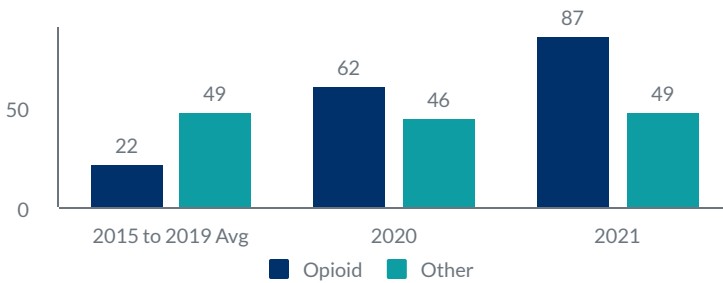


### Age



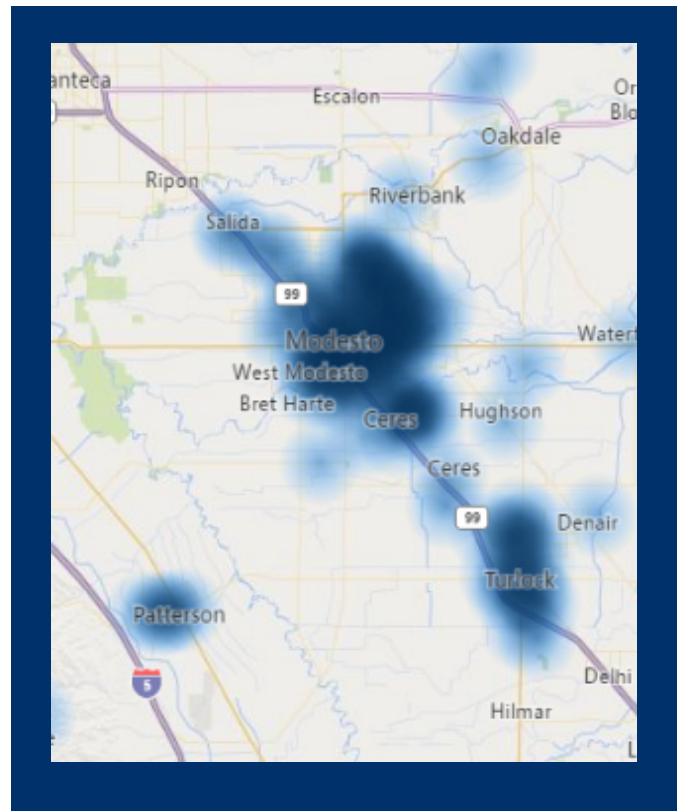
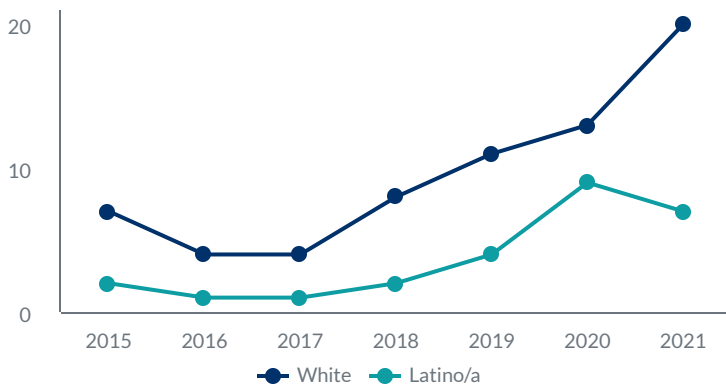
## Drug Overdose Deaths and Poisonings in Stanislaus County (January - December 2021)

### Number of Drug Overdose Deaths



From 2020 to 2021, opioid overdose death rates **increased 6.8%** among 35 to 44 year old residents.

### Opioid Overdose Crude Death Rate per 100,000



# Substance Use in Stanislaus County

December 9, 2021



## Alcohol



From January to November, 2021 there were **2,756** alcohol-related hospital visits, a **5%** decrease from the 5-year average.

**4% increase**  
among 18-44  
year old visits



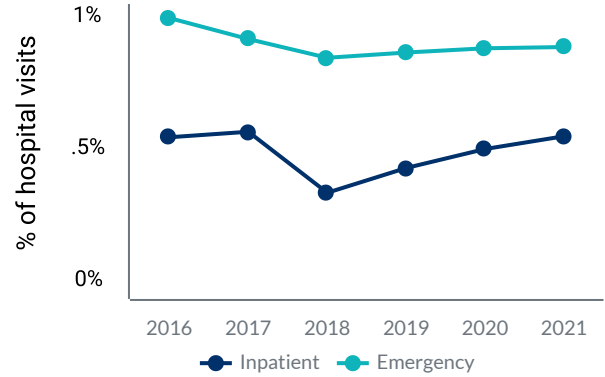
**7% increase**  
among  
Latino/a visits



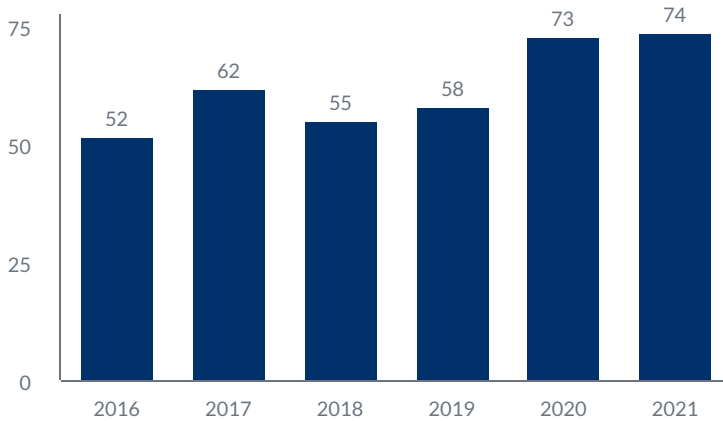
A majority of alcohol-related hospital visits from January to November, 2021 were among white residents, increasing 18% from the 5 year average.

## Inpatient and Emergency Room Visits

The percentage of emergency visits that were alcohol-related **increased 4%** since 2018.



## Alcohol Related Death Demographics (January - November)



**32%** of alcohol related deaths were among residents aged 45 to 54 years old in 2021 and **55%** were among non-Hispanic White residents.

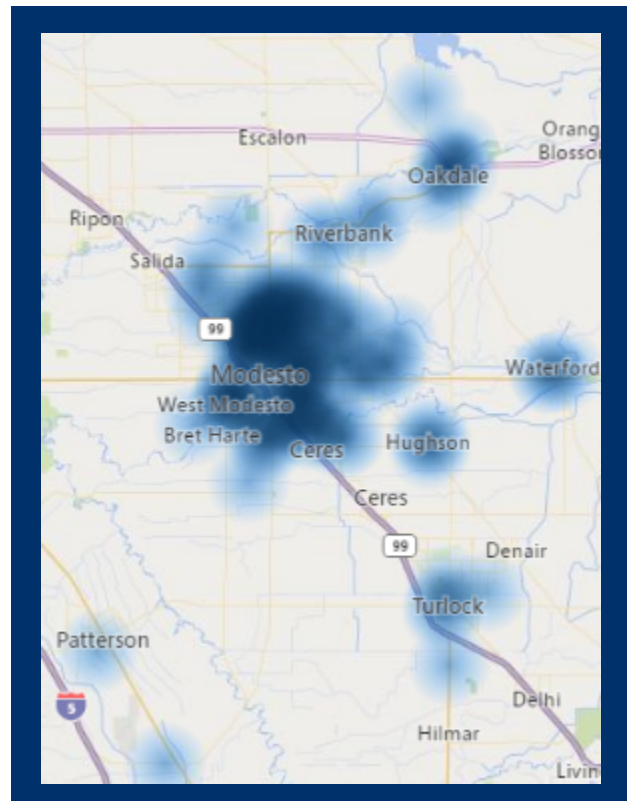


**61%** of alcohol related deaths were among Modesto residents in 2021.



**88%** of alcohol related deaths were due to alcoholic liver disease.

## Alcohol Related Deaths in Stanislaus County (January 2021-November, 2021)



# Substance Use in Stanislaus County

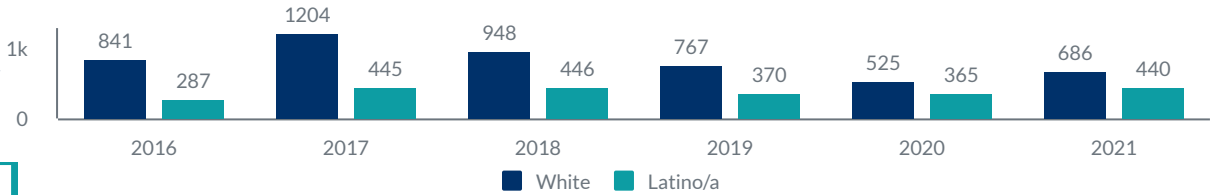
December 9, 2021



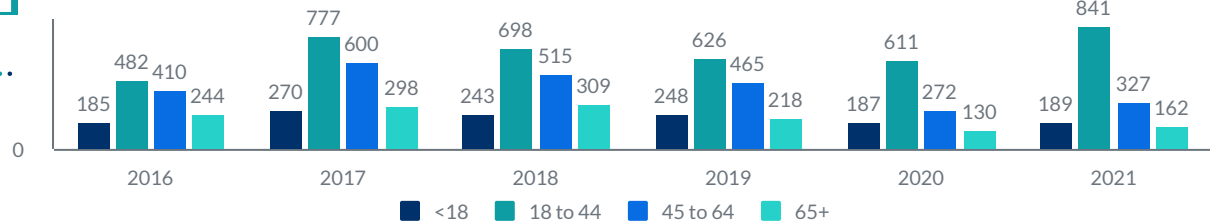
## Drugs

Drug-Related Hospital Visits January-November

### Race/Ethnicity

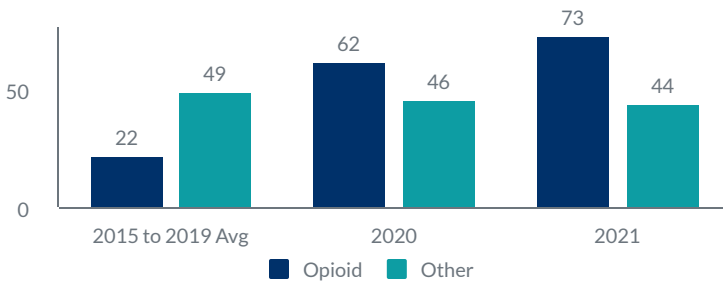


### Age



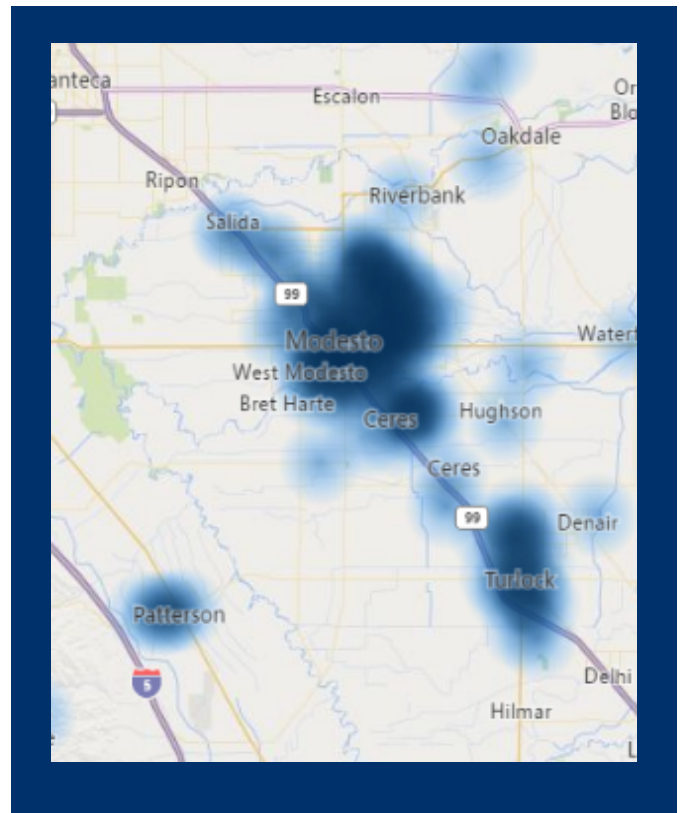
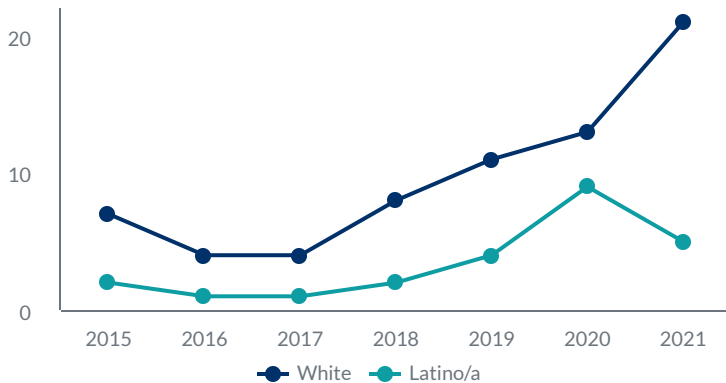
## Drug Overdose Deaths in Stanislaus County (January-November, 2021)

### Number of Drug Overdose Deaths



From 2020 to 2021, opioid overdose death rates **increased 64%** among 35 to 44 year old residents.

### Opioid Overdose Crude Death Rate per 100,000



# Substance Use in Stanislaus County

October 14, 2021



## Alcohol



From January to September, 2021 there were **2,368** alcohol-related hospital visits, a **1%** decrease from the 5-year average.

**8% increase** among 18-44 year old visits



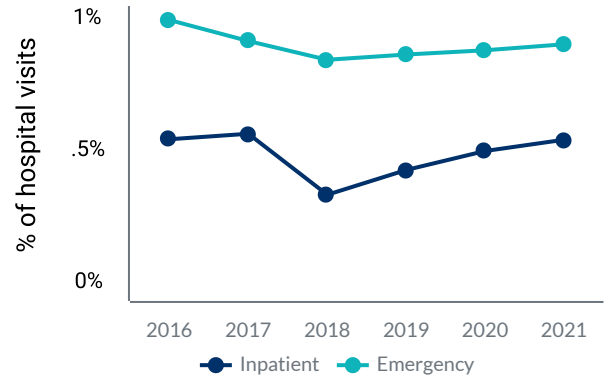
**11% increase** among Latino/a visits



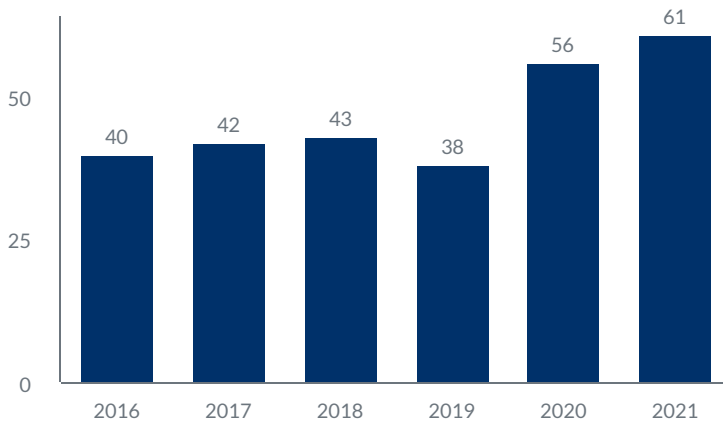
While a majority of alcohol-related hospital visits from January to September, 2021 were among white residents, Latino/a residents experienced the largest increase in visits compared to the 5 year average.

## Inpatient and Emergency Room Visits

The percentage of emergency visits that were alcohol-related **increased 6%** since 2018.



## Alcohol Related Death Demographics (January - September)



**33%** of alcohol related deaths were among residents aged 55 to 64 years old and **57%** were among non-Hispanic White residents.

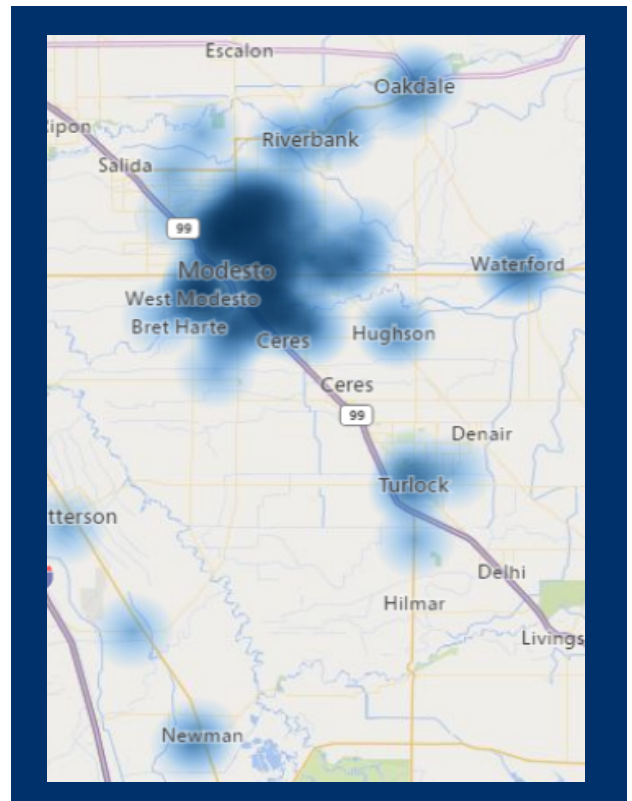


**58%** of alcohol related deaths were among Modesto residents.



**85%** of alcohol related deaths were due to alcoholic liver disease.

## Alcohol Related Deaths in Stanislaus County (January 2021-September, 2021)





# Substance Use in Stanislaus County

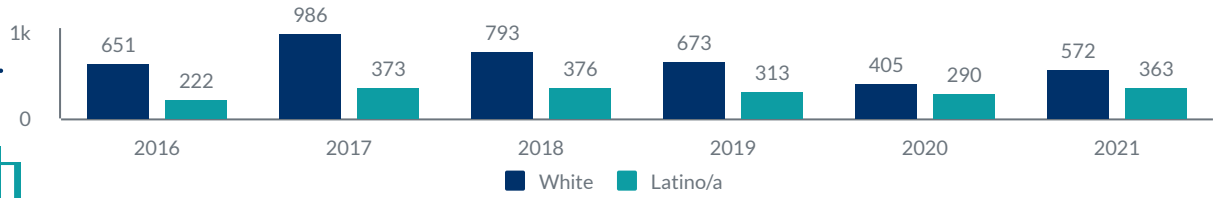
October 14, 2021



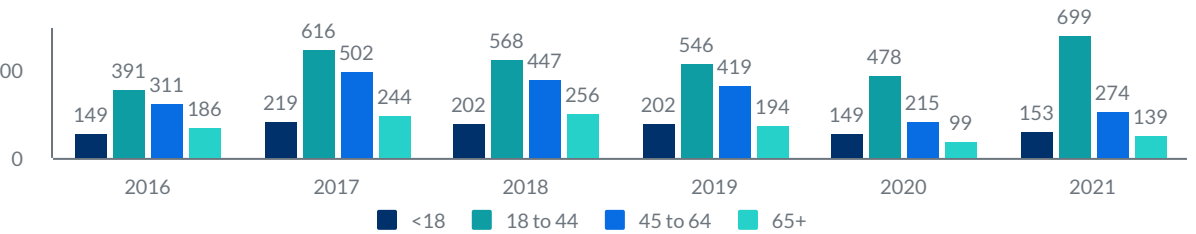
## Drugs

Drug-Related Hospital Visits January-September

### Race/Ethnicity

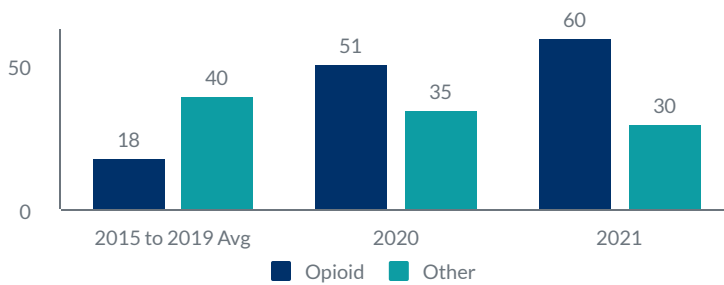


### Age



## Drug Overdose Deaths in Stanislaus County (January-September, 2021)

### Number of Drug Overdose Deaths



From 2020 to 2021, opioid overdose death rates **increased 150%** among 35 to 44 year old residents.

### Opioid Overdose Crude Death Rate per 100,000

